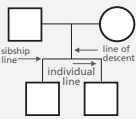




Use these internationally agreed pedigree symbols for individuals.

	Male	Female	Sex Unknown
Individual	□	○	◇
Affected individual (symbol coloured in)	■	●	◆
Multiple individuals	□ ₅	○ ₅	◇ ₅
Deceased	◻	◉	◊
Pregnancy	◻ _P	◉ _P	◊ _P
Miscarriage	△ _{male}	△ _{female}	△
Person providing pedigree information	◻ _↙	◉ _↘	

Join the pedigree symbols together by lines to show family relationships as in this diagram.

Marriage/partnership	◻—○
Divorce/separation	◻—/—○
Where the partners are blood relatives (consanguineous relationship)	◻—○
Children/siblings	 <p>sibship line line of descent individual line</p>
Identical twins (monozygotic)	
Non-identical twins (dizygotic)	

Draw the genetic family history (pedigree) here